



**OCHIG (fisher), NIGIG (otter)  
AND GIDAGAA-BIZHIW (bobcat)  
HARVESTS DURING 2007 - 2008  
IN THE 1837 AND 1842 CEDED TERRITORIES  
IN WISCONSIN AND MINNESOTA**

by

Jonathan Gilbert Ph.D.  
GLIFWC  
Wildlife Section Leader

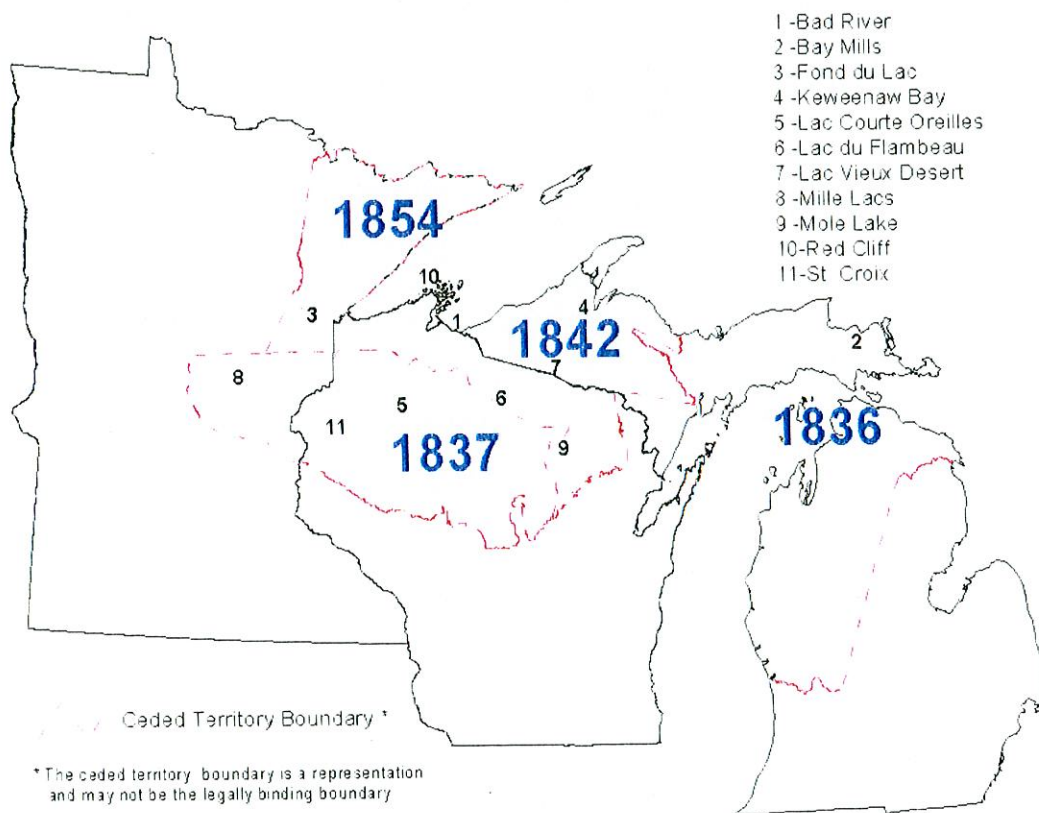
Admin Report 08 - 12  
July 2008

**Great Lakes Indian Fish  
& Wildlife Commission**  
P. O. Box 9  
Odanah, WI 54861  
(715) 682 - 6619

## **OCHIG (fisher), NIGIG (otter) AND GIDAGAA-BIZHIW (bobcat) HARVESTS DURING 2007 - 2008 IN THE 1837 AND 1842 CEDED TERRITORIES IN WISCONSIN AND MINNESOTA**

### **Introduction**

The purpose of this report is to provide the results of the 2007 - 2008 off-reservation treaty trapping seasons for ochig (fishers), nigig (otters) and gidagaa-bizhiw (bobcats) in the 1837 and 1842 ceded territories of Wisconsin and Minnesota (Figure 1). Hunters and trappers were members of the six Wisconsin Bands of Lake Superior Chippewa Indians and the Mille Lacs Chippewa Tribe (Minnesota). Harvests by Fond du Lac trappers were reported by Schrage (2008) and are included in totals in this report.



**Figure 1.** Location of GLIFWC member tribes in Michigan, Wisconsin and Minnesota.

## Regulations and Annual Summary

### Wisconsin

The trapping season began on October 1 for otters and bobcats and on November 1 for fishers. The season ended on March 31 for these species. Trappers (and hunters for bobcats) were required to obtain carcass tags for each species. Upon harvest the trapper or hunter was required to tag the animal and register it at a tribal registration station by 5:00 pm of the third working day after harvest. Fisher harvest was managed by zone, while otter and bobcat harvest limits applied throughout the ceded territories.

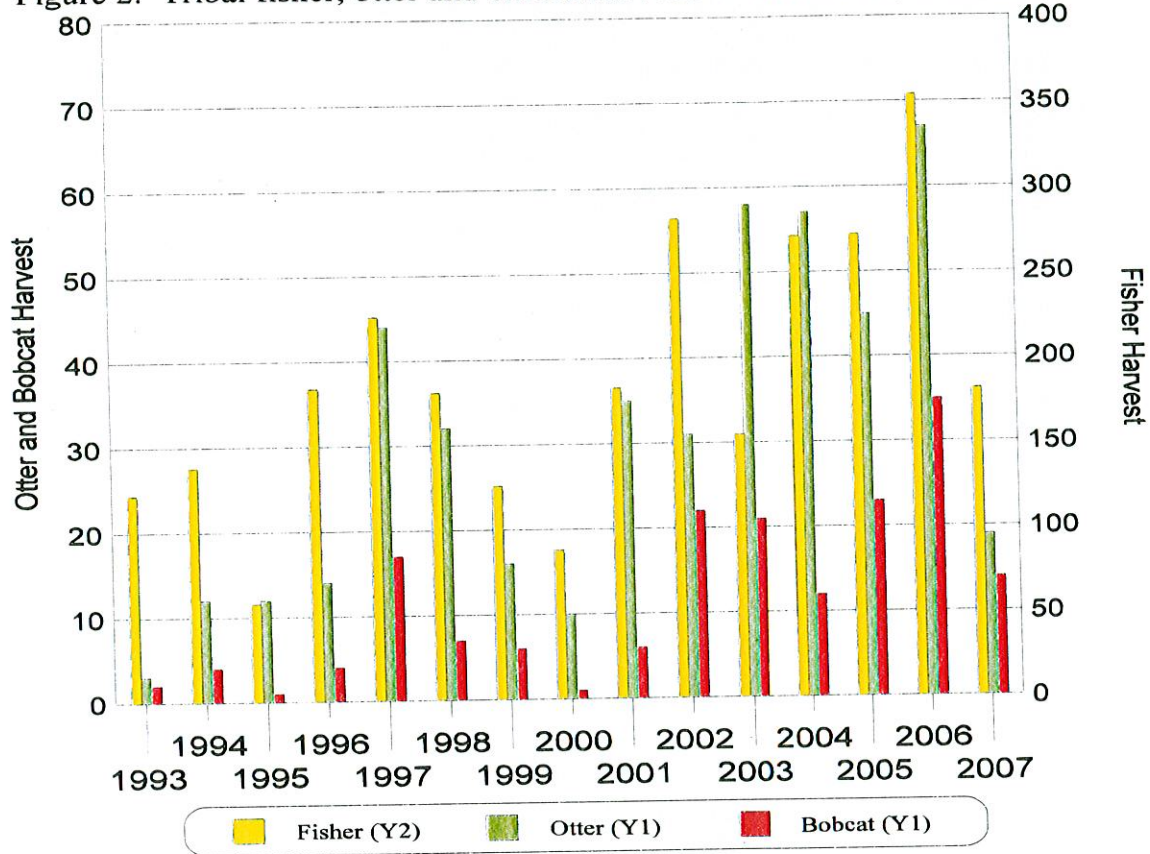
The number of tribal members validating their permits for trapping declined by more than 200 from 2006 to 1,032 trappers (Table 1). Fisher, otter and bobcat harvests also declined from the record levels in 2006 (Figure 2).

**Table 1.** Number of licensed trappers and numbers of fishers, otters, and bobcats harvested by tribal members in Wisconsin during off-reservation treaty trapping seasons from 1993 - 94 through 2007 - 2008.

Season	Licensed Trappers*	Fisher Harvest	Otter Harvest	Bobcat Harvest
1993 - 1994	704	122	3	2
1994 - 1995	736	138	12	4
1995 - 1996	966	58	12	1
1996 - 1997	1,125	184	14	4
1997-1998	1,449	226	44	17
1998-1999	1,570	181	32	7
1999 - 2000	1,539	126	16	6
2000 - 2001	1,125	88	10	1
2001 - 2002	1,065	182	35	6
2002 - 2003	1,013	282	31	22
2003 - 2004	1,047	155	58	21
2004 - 2005	943	271	57	12
2005 - 2006	1,467	272	45	23
2006 - 2007	1,265	354	65	35
2007 - 2008	1,032	181	19	14

\* The number of licensed trappers reflects the number of tribal members validating their off-reservation treaty harvesting permit for trapping, whether or not they set any traps or received any trapping tags. From 1997 - 98 through 2007 - 2008 this number included Mille Lacs members trapping in Minnesota.

Figure 2. Tribal fisher, otter and bobcat harvests in Wisconsin, 1993-2007.



#### Minnesota

The 2007 - 2008 treaty trapping seasons in the Minnesota 1837 ceded territory were concurrent with those in Wisconsin. In 2007 - 2008 there were no fishers, otters, bobcats or martens registered at the Mille Lacs registration station or at the Fond du Lac station.

## FISHER HARVEST

### Wisconsin

The off-reservation treaty fisher season began on November 1, 2007 and extended to March 31, 2008. During this 151 day period a total of 181 fishers were harvested off-reservation by tribal members (Table 2). This represented an decline of 173 fishers from the 2006 - 2007 harvest (354) (Table 1).

Fisher populations in the ceded territory are healthy and have stabilized at about 10,000 - 11,000 fishers (population modeling, WDNR). Research indicates that when the sex ratio of the harvest is in favor of females, the population is likely being over-exploited. This was the result in 2007 for the first time.

**Table 2.** Off-reservation treaty fisher harvest as reported by registration station for the 2007 - 2008 season.

Registration Station	Males	Females	Unknown	Totals
Bad River	2	0	0	2
Fond du Lac	0	0	0	0
Lac Courte Oreilles	55	63	0	118
Lac du Flambeau	0	0	0	0
Mille Lacs	0	0	0	0
Mole Lake	0	2	0	2
Red Cliff	1	1	0	2
St. Croix	23	33	1	57
In Field Registration	0	0	0	0
<b>Totals</b>	81	99	1	181

Tribal trappers in Wisconsin harvested fisher in 4 of the 5 fisher trapping zones (Table 3, Figures 3 and 4). Tribal members harvested 125 fishers in Zone A, 45 fishers in Zone B, and 181 of the overall quota of 1,065 fishers. Tribal harvest was concentrated in a few management units in each zone.



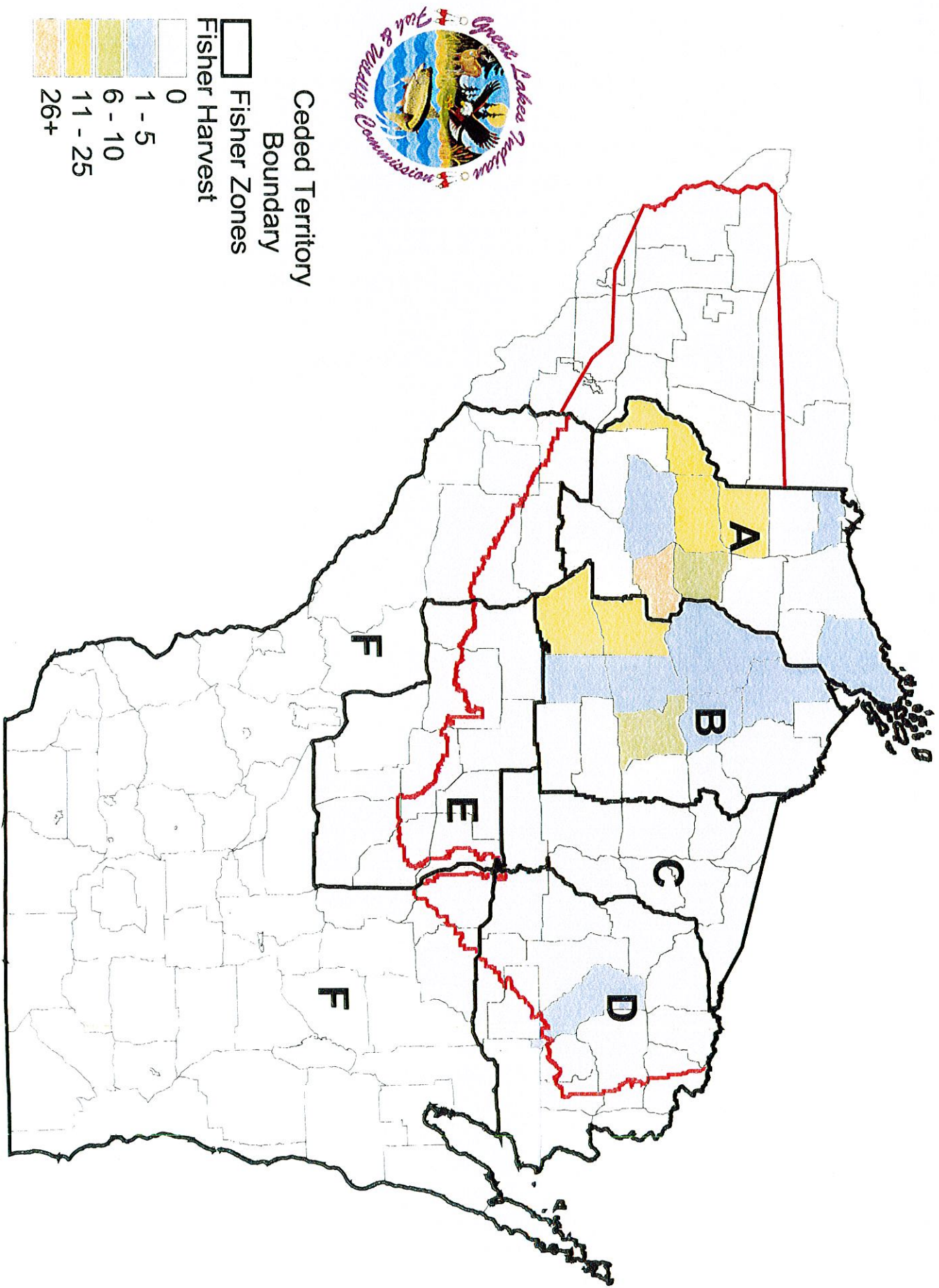


Figure 4. Distribution of tribal off-reservation treaty fisher harvest in the Wisconsin and Minnesota ceded territories during the 2007 - 2008 trapping season.

**Table 3.** Off-reservation treaty fisher harvest and quota levels reported by deer management unit (DMU) and fisher zone for the 2007 - 2008 season in Wisconsin.

FISHER ZONE	DMU	TRIBAL QUOTA	MALE	FEMALE	UNKNOWN	TOTAL
A	1	425	0	1	0	1
	3		1	1	0	2
	8		7	11	0	18
	10		4	10	1	15
	11		8	12	0	20
	12		6	4	0	10
	15		3	0	0	3
	17		21	35	0	56
	<b>SUBTOTAL</b>		50	74	1	125
B	6	275	2	0	0	2
	13		0	1	0	1
	14		0	1	0	1
	18		11	5	0	16
	19		2	0	0	2
	20		0	6	0	6
	23		7	6	0	13
	24		4	0	0	4
	<b>SUBTOTAL</b>		26	19	0	45
C	<b>SUBTOTAL</b>	160	0	0	0	0
D	44	160	0	2	0	2
	<b>SUBTOTAL</b>		0	2	0	2
E	58	30	5	4	0	9
	<b>SUBTOTAL</b>		5	4	0	9
F	<b>SUBTOTAL</b>	15	0	0	0	0
<b>TOTAL</b>		1065	81	99	1	181

**Table 4.** Off-reservation treaty fisher harvest totals reported by county for the 2007 - 2008 season in Wisconsin.

County	Males	Females	Unknown	Totals
Ashland	2	1	0	3
Bayfield	1	1	0	2
Burnett	19	29	1	49
Chippewa	11	6	0	17
Clark	3	4	0	7
Douglas	0	4	0	4
Eau Claire	2	0	0	2
Forest	0	2	0	2
Polk	4	0	0	4
Rusk	6	1	0	7
Sawyer	18	24	0	42
Washburn	15	27	0	42
<b>Totals</b>	81	99	1	181

Tribal harvest of fisher was distributed among 13 counties (Table 4) an increase of 2 counties over 2006 - 2007. In 2007 - 2008 there were more fishers harvested in Burnett county than any other. Sawyer and Washburn counties were tied for second.

#### Minnesota

No fishers were harvested by tribal members in the Minnesota 1837 ceded territory.



## OTTER HARVEST

### Wisconsin

Nineteen (19) otters were harvested off-reservation by tribal members during the 2007 - 2008 trapping season (Tables 5, 6 and 7), which ran concurrent with the fisher trapping season. This harvest represented a decline of 46 otters from 2006 - 2007 (Table 1). Most otters were registered at St. Croix.

**Table 5.** Off-reservation treaty otter harvest as reported by registration station for the 2007 - 2008 season in Wisconsin.

Registration Station	Males	Females	Totals
Bad River	0	0	0
Lac Courte Oreilles	2	4	6
Lac du Flambeau	0	1	1
Mille Lacs	0	0	0
Mole Lake	0	0	0
Red Cliff	1	1	2
St. Croix	7	3	10
<b>Totals</b>	10	9	19

### Minnesota

There were no otters registered in the 1837 ceded territory.

**Table 6.** Off-reservation treaty otter harvest reported by deer management unit for the 2007 - 2008 season in Wisconsin.

Deer Management Unit	Males	Females	Totals
3	1	1	2
8	2	0	2
10	1	1	2
11	4	2	6
12	0	1	1
17	0	2	2
18	2	1	3
38	0	1	1
<b>Totals</b>	10	9	19

**Table 7.** Off-reservation treaty otter harvest as reported by county for the 2007 - 2008 season in Wisconsin.

County	Males	Females	Totals
Bayfield	1	1	2
Burnett	7	3	10
Oneida	0	1	1
Rusk	2	1	3
Sawyer	0	2	2
Washburn	0	1	1
<b>Total</b>	10	9	19

## BOBCAT HARVEST

### Wisconsin

There were 14 bobcats harvested during the 2007 - 2008 off-reservation treaty trapping season, which began October 1, 2006 and extended through March 31, 2007 (Tables 8, 9 and 10). This was less than half of the record off-reservation treaty bobcat harvest experienced in 2006-07 (Table 1).

**Table 8.** Off-reservation treaty bobcat harvest as reported by registration station for the 2007 - 2008 season in Wisconsin.

Registration Station	Males	Females	Total
Bad River	0	0	0
Lac Courte Oreilles	7	0	7
Lac du Flambeau	1	3	4
Mille Lacs	0	0	0
Mole Lake	1	0	1
Red Cliff	0	1	1
St. Croix	1	0	1
In Field	0	0	0
Total	10	4	14

**Table 9.** Off-reservation treaty bobcat harvest reported by deer management unit for the 2006 - 2007 season in Wisconsin.

Deer Management Unit	Males	Females	Total
5	0	1	1
10	1	0	1
13	1	0	1
17	4	0	4
18	2	0	2
37	1	0	1
38	0	3	3
44	1	0	1
<b>Total</b>	10	4	14

**Table 10.** Off-reservation treaty bobcat harvest as reported by county for the 2006 - 2007 season in Wisconsin.

County	Males	Females	Total
Bayfield	0	1	1
Burnett	1	0	1
Forest	1	0	1
Oneida	1	3	4
Sawyer	7	0	7
<b>Total</b>	10	4	14

#### Minnesota

No bobcats were harvested in 1837 Minnesota Ceded Territory.

## LITERATURE CITED

Schrage, M. 2007. 2006 Big Game and Furbearer Harvest Report for the Fond du Lac Band of Lake Superior Chippewa.. Fond du Lac Band. Minnesota. 14pp.